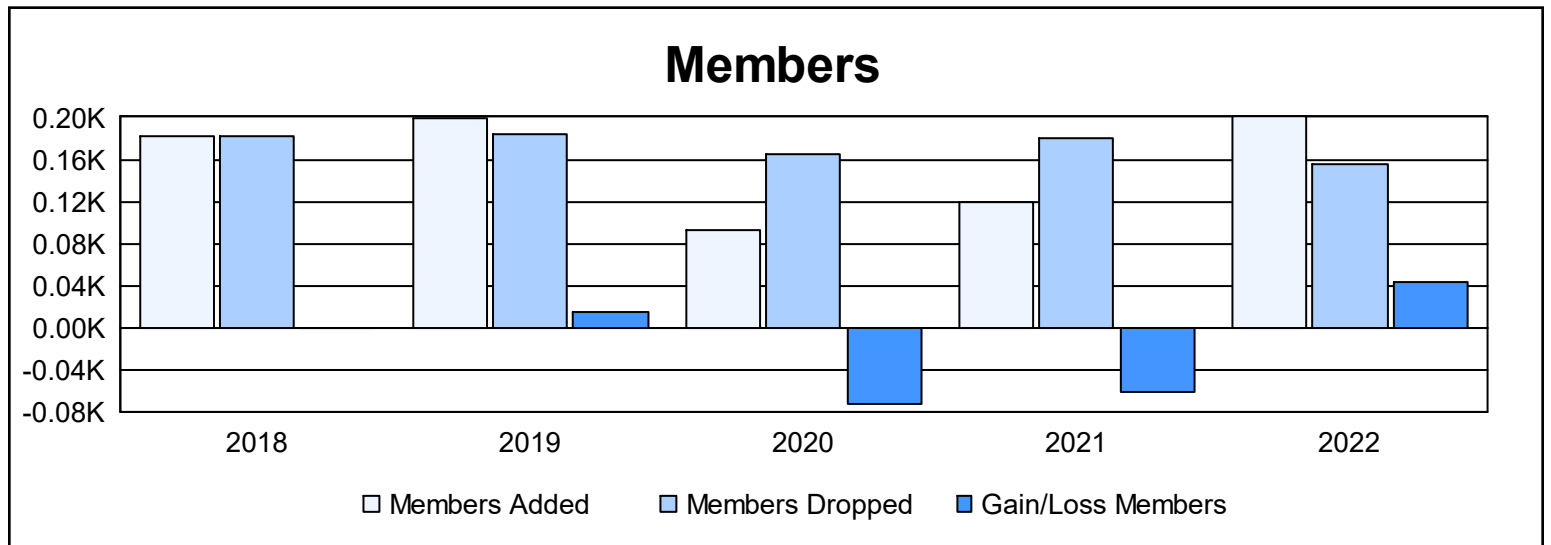
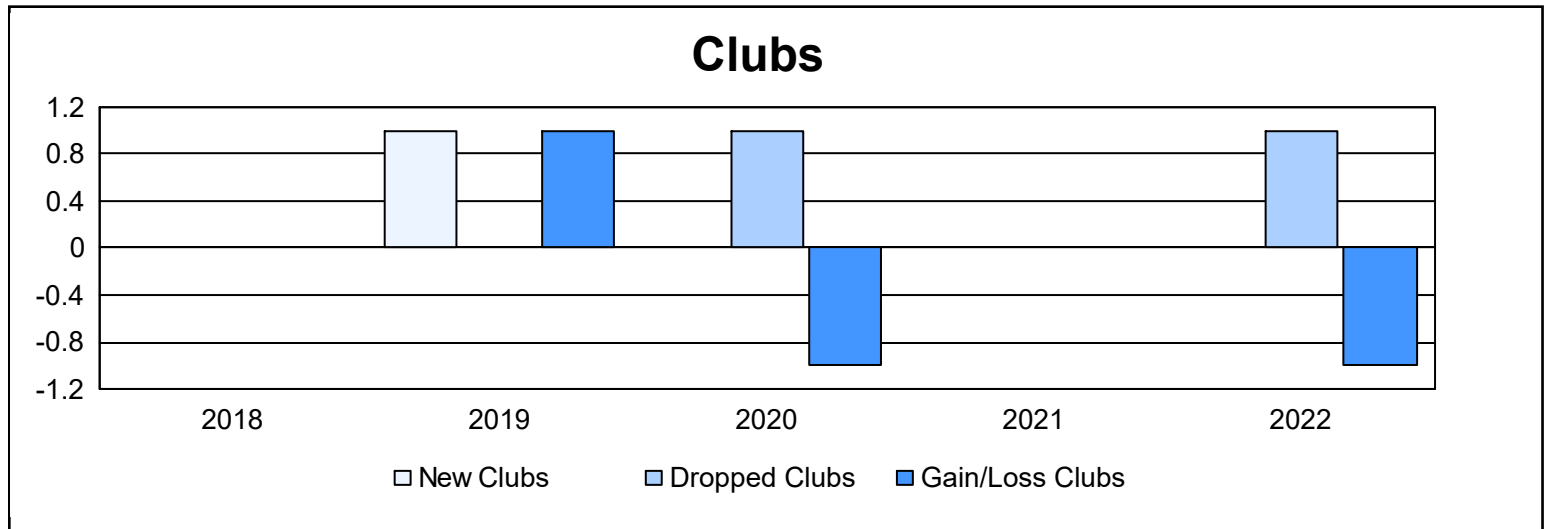
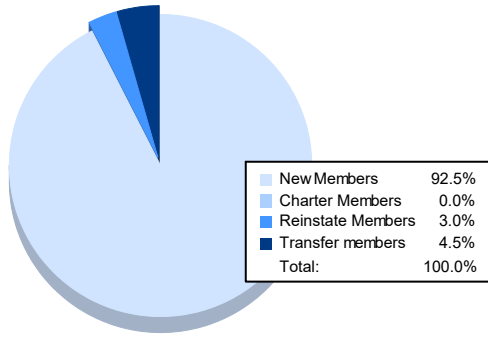


Year	New Clubs	Dropped Clubs	Gain/ Loss Clubs	New Members	Charter Members	Reinstate Members	Transfer Members	Total Member Added	Total Members Dropped	Gain/ Loss Members
2017-2018	0	0	0	165	1	6	9	181	182	-1
2018-2019	1	0	1	132	30	33	4	199	184	15
2019-2020	0	1	-1	78	3	7	4	92	165	-73
2020-2021	0	0	0	102	0	8	9	119	180	-61
2021-2022	0	1	-1	185	0	6	9	200	156	44
<b>Average</b>	<b>0</b>	<b>0</b>	<b>0</b>	<b>132</b>	<b>7</b>	<b>12</b>	<b>7</b>	<b>158</b>	<b>173</b>	<b>-15</b>



### Membership Composition June 2022 Cumulative



### Gender Composition June 2022 Cumulative

